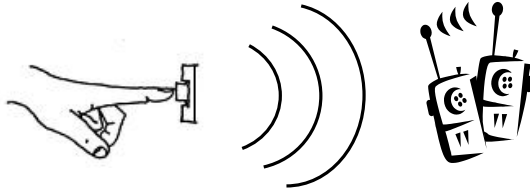


The WAVEPlus Critical Incident Notification System for Hospitals and Clinics

“Duress alarm has been activated in the Emergency Department!”



A

As violence in healthcare facilities continues to increase, an emergency notification system that alerts officers of an incident without delay is a crucial part of your security solution. The WAVE Plus critical incident notification system transmits detailed alarm messages over the radios carried by law enforcement officers thereby improving their response time.

Healthcare facilities welcome a wide range of visitors every day. Keeping patients and staff safe is a high priority. In an emergency, when seconds count, the WAVE Plus system is the fastest way to notify law enforcement officers of the incident.

Key Features

- Instantly transmits alarms by radio, email and/or text message
- Switches on strobe lights and digital signage
- Virtual buttons can be added to computers within your LAN
- Wireless technology is easy to deploy and modify as your needs change
- Can transmit over up to four different radio networks
- Integrates with PA, access control, camera, and fire systems
- Geo-location module available

There is no faster way to notify officers and staff of an emergency.

The WAVE Plus Critical Incident Notification System



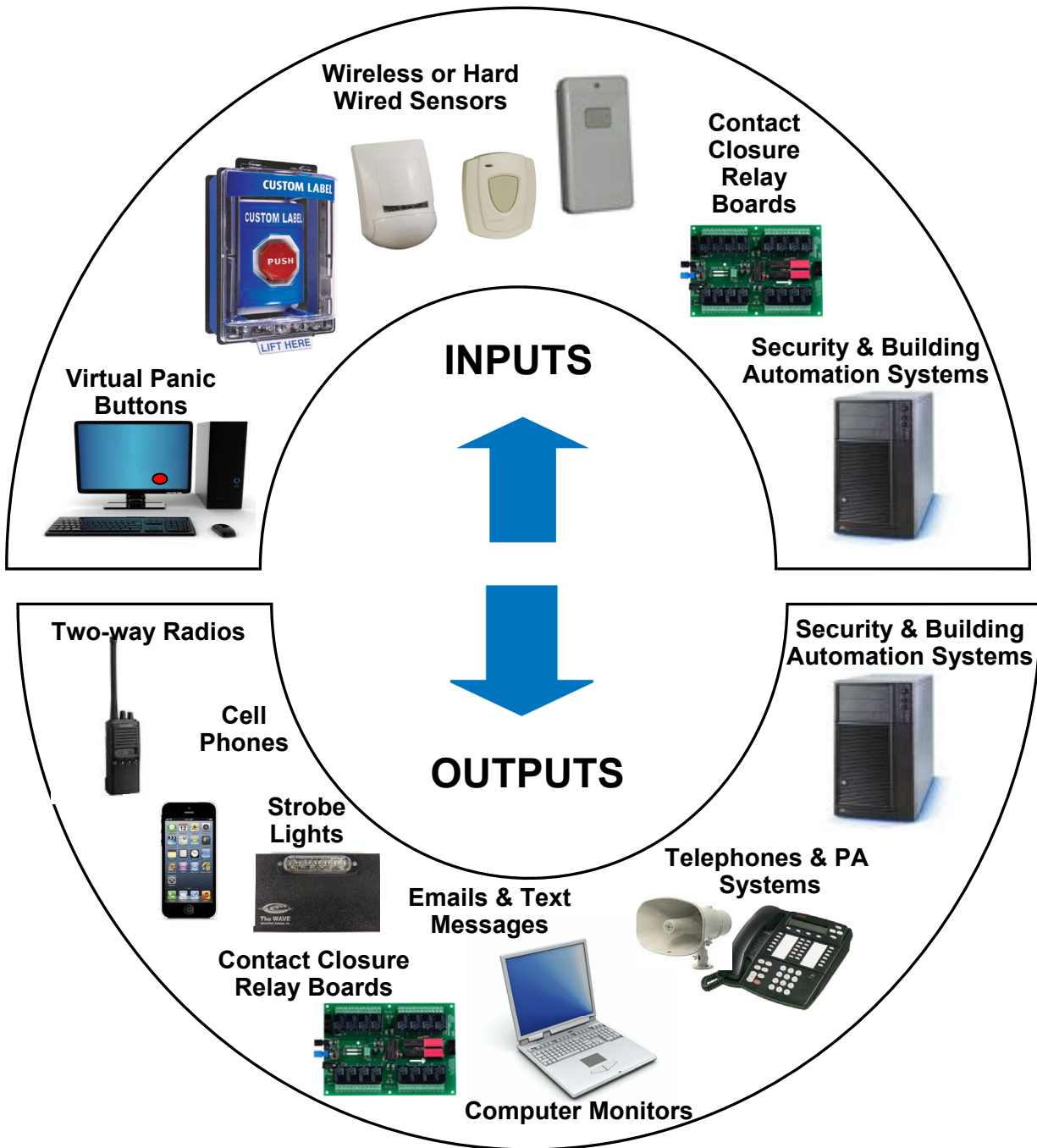
The WAVE Plus is the most feature-rich and effective instant notification system available.

Having an emergency notification system that alerts local law enforcement of an incident without delay is crucial. Alarm messages transmitted over the radios carried by law enforcement is simply the fastest and most efficient way to notify officers of an emergency.

- Capacity for up to 10,000 zones each with a unique alarm message and outputs. Multiple sensors can be assigned to each zone.
- Alarm notifications can be transmitted over up to four different radios (VHF, UHF, 800 MHz or any other frequency, including digital or encrypted).
- Emails, text messages, contact closures and/or phone calls can also be transmitted.
- Alarm messages can be repeated multiple times with a set delay between them.
- Customized messages can be played over speakers or PA systems.
- Add sensors, change messages or update the configuration of the system using the touch screen on the front of the control panel or any computer in your network through the web interface.
- Radio Flooding Prevention feature ensures that multiple alarms do not flood responders' radio networks.
- Virtual panic buttons can be installed on MS/Windows computers within a local area network. Up to four different buttons can be installed on each computer (must be Windows 7 or above).
- Pop-up alarms can be added to computers within the same network.
- Remote locations connected by a LAN can be covered by one system.
- Geo-location module is available for mobile buttons carried by personnel.
- Alarm notifications for specified zones can be scheduled to be on or off on specified days or at certain hours of the day. Different alarm messages can be transmitted depending on the time of day.
- Systems can be integrated with other security, production and building automation systems using serial data, input relays or output relays.
- Zones can be configured to require acknowledgement on the system and escalate the alarm if needed.
- Integral battery backup ensures system functionality in the event of a power failure.
- All wireless sensors are fully supervised to ensure reliability.
- Low battery and missed-check-in supervisory alarms can be sent to appropriate personnel by email or text message.
- System can generate printable alarm history and supervisory reports.
- System will wait for a clear-channel before broadcasting alarms over a radio network.
- Conforms to ANSI/UL Standard 60950-1. Certified to CAN/CSA Standard C22.2 No. 60950-1.

The WAVE Plus System

The WAVE Plus system can support a wide range of inputs and outputs.



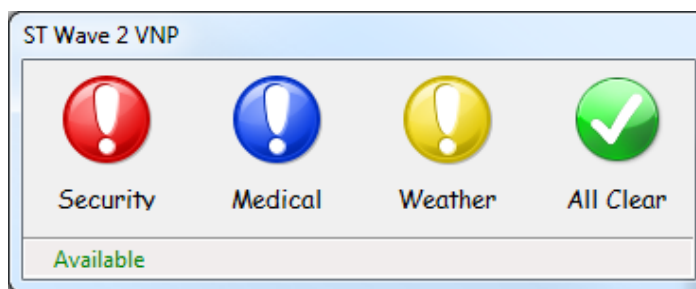
The Most Feature Rich and User Friendly Instant Notification System Available.

SecureTech Systems, Inc.
4500 Fuller Drive · Suite 135
Irving, TX 75038
Phone: 817.869.0569
Fax: 817.869.0570
www.securetechwave.com

The WAVE Plus Critical Incident Notification System Virtual Buttons on a LAN

WAVE Plus Control Panel

Network Server



Virtual buttons provide a way to distribute buttons to a large number of desk based personnel within a computer network. Any Windows based computer within the LAN can have up to four customizable virtual buttons installed.

Virtual Buttons can be configured as an alarm icon which floats on the top of the desktop or anchors to the menu bar. Alternatively, a hot key, such as F9, can be assigned to each of the buttons. An alarm is triggered by either double clicking the icon or pressing the assigned hot key.

How it works: The WAVE Plus control panel is connected to your LAN. An application is installed on each PC that will have virtual buttons on it. Each Virtual Button is named and assigned to a zone on the WAVE Plus system. The zone is configured with a message and output devices such as radio and email contacts.

The minimum OS required for Virtual Buttons is Windows 7 or above. The WAVE Plus control panel must be given a static IP address and access to port 27015.

The WAVE Plus Critical Incident Notification System Remote Receivers to Cover a Large Area



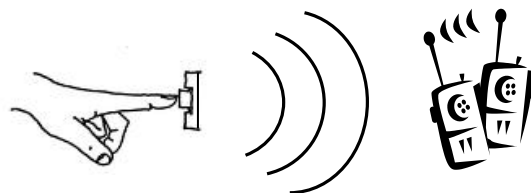
Keeping visitors and staff safe is a high priority in all public buildings. In an emergency, when seconds count, the WAVE Plus system instantly transmits a detailed message over the radios carried by law enforcement officers enabling them to respond without delay. At the same time, alarm messages can also be sent by email/text message to personnel in the building. There is no faster way to notify officers and staff of an emergency.

Municipal buildings of all kinds throughout a city are often connected by a common computer network (LAN). The WAVE Plus Remote Receiver Module uses this computer network to connect buildings in the network to one WAVE Plus control panel for a single point of control.

- Instantly transmits alarms by radio, email and/or text message.
- Utilizes existing computer network to provide coverage across multiple buildings.
- Provides a single point of control for multiple buildings.
- Remote Receiver and all wireless sensors in the WAVE Plus system are fully supervised.

The U.S. Department of Homeland Security advises that in an active shooter incident, "Typically, the immediate deployment of law enforcement is required to stop the shooting and mitigate harm to victims".¹

1- U.S. Department of Homeland Security, Active Shooter – How to Respond



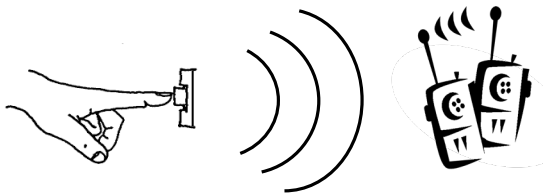
"Duress alarm has been activated in the Admin Building on Main Street!"

The WAVE Plus Critical Incident Notification System with Geolocation Module

In an emergency, when seconds count, the WAVE Plus system transmits a detailed message specifying the location of the incident over the radios carried by first responders, by email and by text message. There is no faster way to notify law enforcement and staff of an emergency.

Here is how it works. When a button is pressed, it communicates with multiple repeater locators which are placed throughout the facility. Each one provides RF vector information to the WAVE Plus control panel. The system uses a vector mapping algorithm to determine the location of the button based on the vectors of known locations that have been pre-programmed into the system.

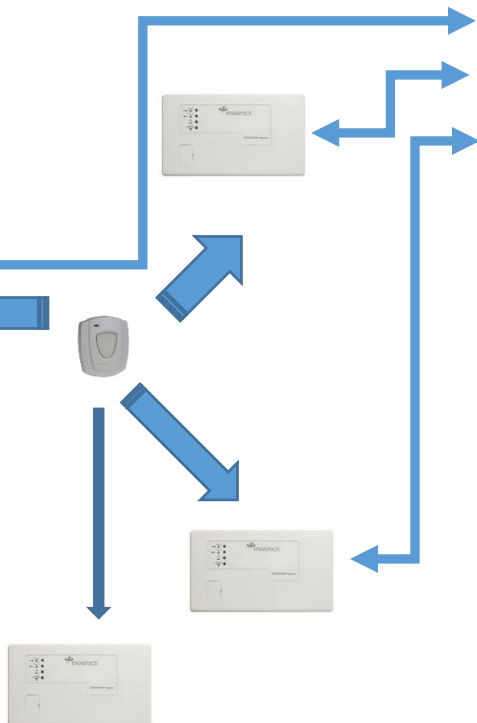
“Duress alarm has been activated in the Administration Building, North Lobby!”



When the wireless button is pressed, it provides the repeater locators with vector mapping information.



The wireless button also provides information about the identity of the button.



A message detailing the location of the button and its identity is transmitted by radio and, if needed, by email and/or text message.



The repeater locators each exchange information about the vector strength of the signal from the button that was pressed with the WAVE Plus control panel. This information is put into a vector mapping algorithm which determines the location of the button when it was pressed.